

*BUILDING A SUCCESSFUL
SCHOOL BUILDING PROFESSIONAL
COMMITTEE*

Presented to Granite ARs
by Star Orullian
UniServ Director
Granite Education Association
August 2009


Our Purpose

- To ensure that the Building Committee is correctly implemented in Granite schools.
- Use the Building Committee to increase membership
- Build a working relationship with the administration



What Does the Professional Agreement Say?

- Article 24 of the Professional Agreement.
- Page 39.
- Read through it when you receive your new copy from the Association!



Highlights




- “For the encouragement of an acceptable relationship among the faculty and to assist in the efficient operation of the school.”
- “Advisory, problem-solving body.”
- “Prior to the implementation of new policy initiated at the local school building level, the policy will be reviewed by the the school building committee in consultation with the faculty.”



Highlights... continued

- Less than 30 teachers [educators] consists of: one member from the faculty, one appointed by the principal, and one shall be the duly elected faculty representative (this is where you come in).
- More than 30 teachers consist of: two members from the faculty, two appointed by the principal, and one shall be the duly elected faculty representative (again—you're up!).

Highlights... continued



- The chairperson (*elected by the Committee*) shall call and conduct all meetings. The Committee shall meet at least once a month.
- The principal shall meet as often as necessary, but it is not mandatory for her or him to be at all meetings.*
- Additional meetings may be called at the request of the principal or chairperson of the Committee.

* *This may become a problem unless there is a designee appointed from the principal's office.*

Question:

- How many of your schools have a School Building Professional Committee that looks like what is demanded by policy?
- How many of you would like a School Building Professional Committee that looks like the “policy vision” in your building?

Building Blocks:

What do I have to do now?


- Meet with principal.
- Review policy together.
- Organize for elections at opening faculty meeting.
- Personally consider who would be best to serve on this committee and approach them about being willing to put forth their name.
- Hold elections.
- Elect a chairperson (you?), establish guidelines (Robert's rules?), take notes (WRITE IT ALL DOWN), and begin meeting.

What are some of the issues that the Building Committee may be called to deal with?

- Disputes: Assemblies during P.E. time.
- Problems: Clean restrooms.
- Disagreements: Grade changes, Bus duty.
- Scheduling: Lunch, P.E., AB Day
- Suggestions: Copies on the copy machine.
- Review site based decisions: Why is it done this way? Is there a better way? What is it?
- Not to discuss personnel issues!

Remember our Purpose?

- Many issues that come to the GEA offices have the *potential* to be solved at the local school.
- Use the Building Committee to increase membership.



The Building Committee as a Membership Vehicle.

- Is it possible to increase GEA membership through the effective use of the Building Committee?
- If yes, how?
- If no, why not? And what needs to change?

Possible Ideas

- As potential members come with concerns and they are addressed through the School Building Professional Committee, approach them with a membership form.
- Members may utilize the School Building Professional Committee to address various issues.
- Basis of "What does GEA do for us?"
- GEA represents educators at the local school level.

Last thoughts...

- “The difficult we do immediately; the impossible takes a little longer.”
 - U.S. Army slogan (Ours, too.)




Conclusion

- The AR is the most important person in GEA.
- The AR is our voice, eyes, and ears at the individual schools.
- By effectively organizing a Building Committee, the AR can effect change at the grassroots level.
- We will increase GEA membership by asking potential members “Will you belong to the Association? Your voice is important to us!”



Now that you have the tools...



START

BUILDING